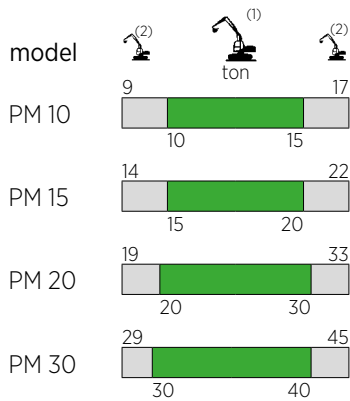




SERIA PM

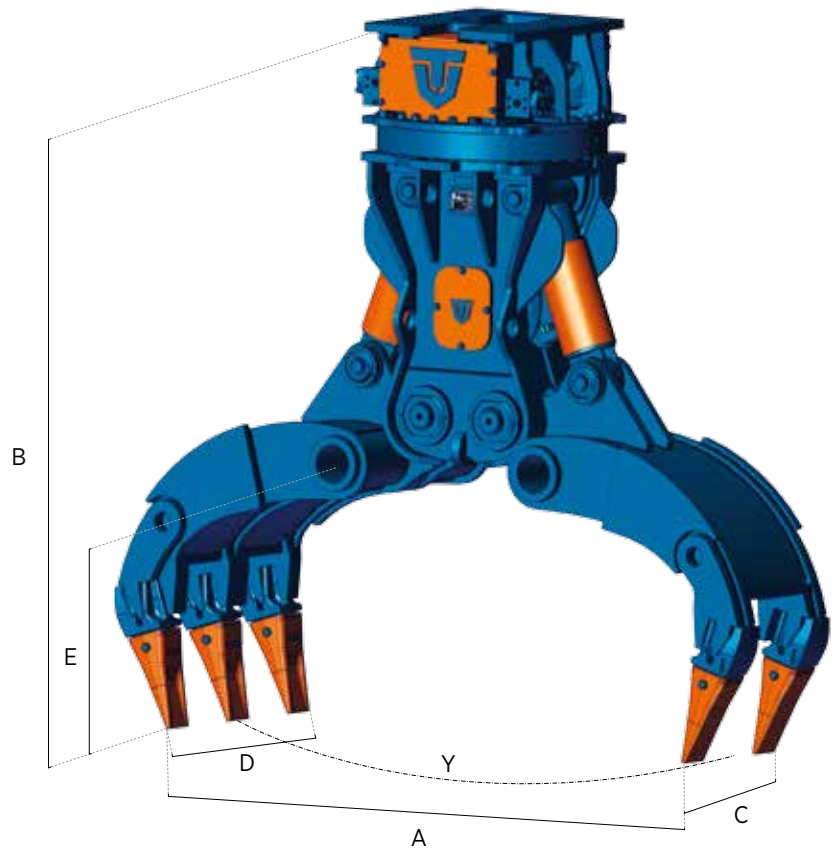
CHWYTAKI UNIWERSALNE

HANDLING GRAB








 (1) Optymalna kombinacja koparka - osprzęt
Optimum excavator-equipment combination

 (2) Możliwa kombinacja koparka - osprzęt
Possible excavator-equipment combination



HARDOX®
WEAR PLATE

HARDOX®
IN MY BODY

		PM 10	PM 15	PM 20	PM 30
	kg.	700	1100	1850	3530
A	mm.	920	1570	1750	2180
B	mm.	1870	2020	2200	2800
C	mm.	360	400	530	630
D	mm.	550	710	810	980
E	mm.	800	800	850	1100
Y	t.	4	6	10	15
Cap. SAE	m ³	0,4	0,6	0,9	1
	bar	310	310	310	310
	l/min.	100 / 120	100 / 200	180 / 250	200 / 300
 max	bar	140	140	140	140
 max	l/min.	10	10	10	10