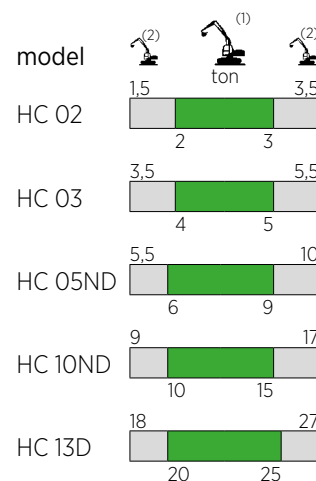
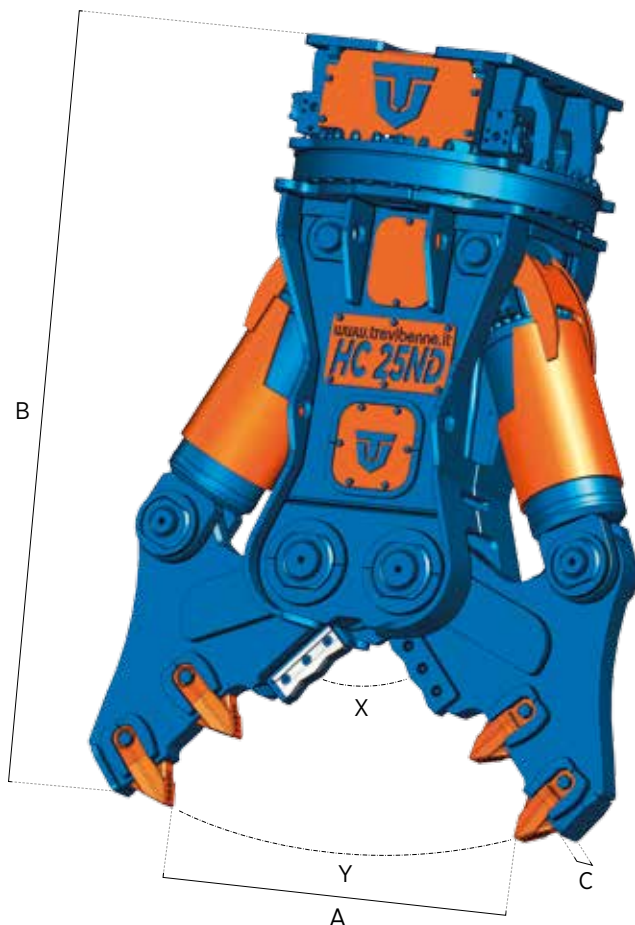


CIĘCIE MUROWANYCH KONSTRUKCJI
I ZBROJONEGO BETONU



HARDOX®
WEAR PLATE

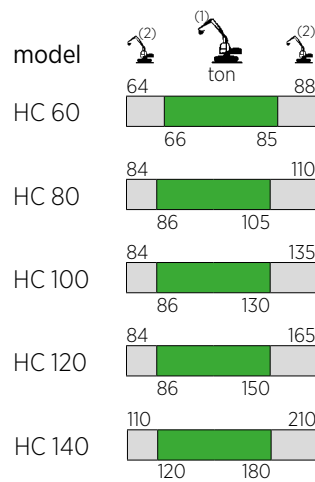
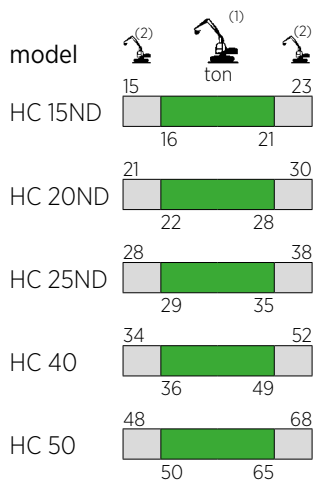




HARDOX®
IN MY BODY







		HC 02	HC 03	HC 05ND*	HC 10ND*	HC 13D**	HC 15ND*	HC 20ND*
	kg.	250	300	550	1020	1400	1730	2040
A	mm.	290	385	480	685	610	820	890
B	mm.	1120	1165	1300	1550	1750	1775	1900
C	mm.	25	35	50	60	60	70	70
	mm.	90	140	140	140	180	180	180
X	t.	55	80	90	160	180	230	270
Y	t.	19	22	25	45	45	60	70
∅ max	mm.	15	18	20	25	30	30	40
	bar	210	210	280	310	310	310	310
	l/min.	40 / 60	60 / 80	80 / 150	150 / 250	180 / 250	180 / 250	200 / 300
	bar	120	120	120	140	140	140	140
	l/min.	5	5	10	10	10	10	10
		/	/	/	/	/	/	/

(*) Wersja z wymiennymi zębami

(**) Bolted interchangeable teeth version available



-  (1) Optymalna kombinacja koparka - osprzęt
Optimum excavator-equipment combination
-  (2) Możliwa kombinacja koparka - osprzęt
Possible excavator-equipment combination

		HC 25ND*	HC 40	HC 50	HC 60	HC 80	HC 100	HC 120	HC 140
	kg.	2670	3680	4850	6580	8700	10900	12200	14300
A	mm.	1090	1370	1500	1680	1830	2050	2305	2860
B	mm.	2115	2520	2690	2950	3160	3350	3700	3630
C	mm.	80	90	100	100	120	120	130	120
	mm.	220	260	325	325	325	400	400	/
X	t.	285	365	470	590	720	760	820	/
Y	t.	75	85	120	145	185	220	240	250
∅ max	mm.	40	50	60	70	80	90	100	/
	bar	310	310	340	340	340	340	340	350
	l/min.	250 / 350	300 / 400	350 / 450	400 / 500	450 / 650	500 / 800	500 / 800	500 / 800
∅ max	bar	140	140	140	140	140	140	140	140
	l/min.	10	10	30	30	50	50	50	50
		/	/	√	√	√	√	√	√

(*) Wersja z wymiennymi zębami
(*) Bolted interchangeable teeth version available