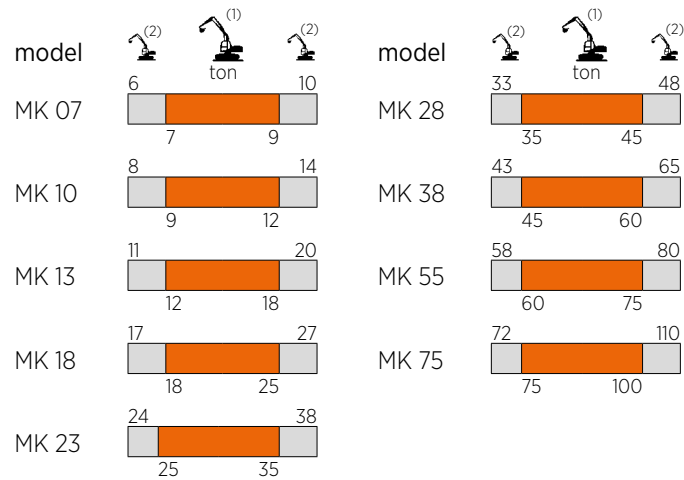




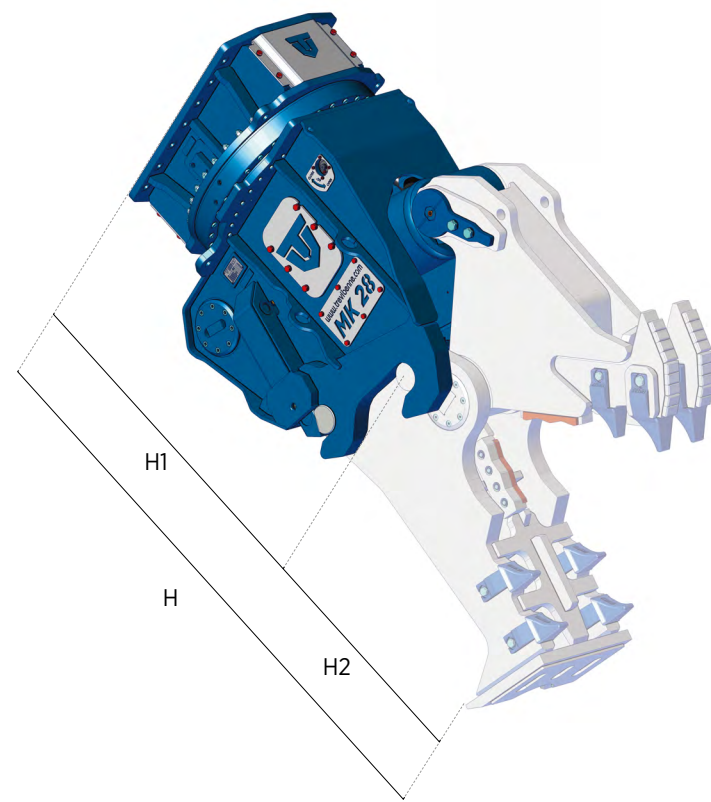
SERIA MK

- MULTIPROCESSORY AUTOMATYCZNE
- MULTI KIT PULVERIZER



(1) Optymalna kombinacja koparka - osprzęt
Optimum excavator - equipment combination

(2) Możliwa kombinacja koparka - osprzęt
Possible excavator - equipment combination



KIT FR		MK 07	MK 10	MK 13	MK 18	MK 23	MK 28	MK 38	MK 55	MK 75
👤	kg.	250	410	635	740	1090	1555	2015	3200	4055
A	mm.	530	660	720	720	830	840	950	1045	1200
B	mm.	510	610	630	685	795	810	915	1135	1285
C	mm.	175	195	235	240	295	340	380	500	510
D	mm.	305	355	390	400	430	510	570	680	700
🔧	mm.	140	140	180	220	260	260	260	260	325
H2	mm.	660	760	870	885	1035	1100	1225	1640	1465
🌀	mm.	20	25	30	35	40	45	50	60	75
🏠	mm.	/	/	/	/	/	/	/	/	/
🏠	mm.	/	/	/	/	/	/	/	/	/
➡	mm.	/	/	/	/	/	/	/	/	/

KIT CS		MK 07	MK 10	MK 13	MK 18	MK 23	MK 28	MK 38	MK 55	MK 75
👤	kg.	210	360	500	645	1005	1440	1640	2430	3330
A	mm.	250	320	390	435	485	575	580	585	700
B	mm.	325	390	470	485	535	570	580	740	890
C	mm.	65	75	75	95	120	125	125	135	165
D	mm.	250	300	320	330	390	440	440	500	550
🔧	mm.	310	370	450	470	510	565	565	660	730
H2	mm.	545	630	745	770	875	960	990	1145	1060
🌀	mm.	30	35	40	50	60	65	70	90	110
🏠	mm.	80	120	140	210	360	380	400	500	600
🏠	mm.	/	100	120	140	230	250	260	300	400
➡	mm.	/	/	/	/	/	/	/	/	/



	MK 07 *	MK 10 *	MK 13 *	MK 18	MK 23	MK 28	MK 38	MK 55	MK 75
👤 body	kg.	410	570	795	1225	1465	2020	2180	3550
H1	mm.	810	1000	1055	1220	1330	1375	1375	1580
♀️ max	bar	320	320	350	350	350	350	350	350
♂️ max	l/min.	80 / 100	150 / 200	180 / 250	180 / 250	200 / 300	250 / 350	300 / 400	400 / 500
♀️ max	bar	140	140	140	140	140	140	140	140
♂️ max	l/min.	5	15 / 30**	15 / 30**	20 / 40**	20 / 40**	25 / 50**	25 / 50**	25 / 50**
👤		/	/	/	/	/	/	/	✓
👤		/	/	/	/	/	/	/	✓

*Wersja mechaniczna / *Mechanical version
**Dwa silniki obrotu / **Double motor
H = H1 + H2

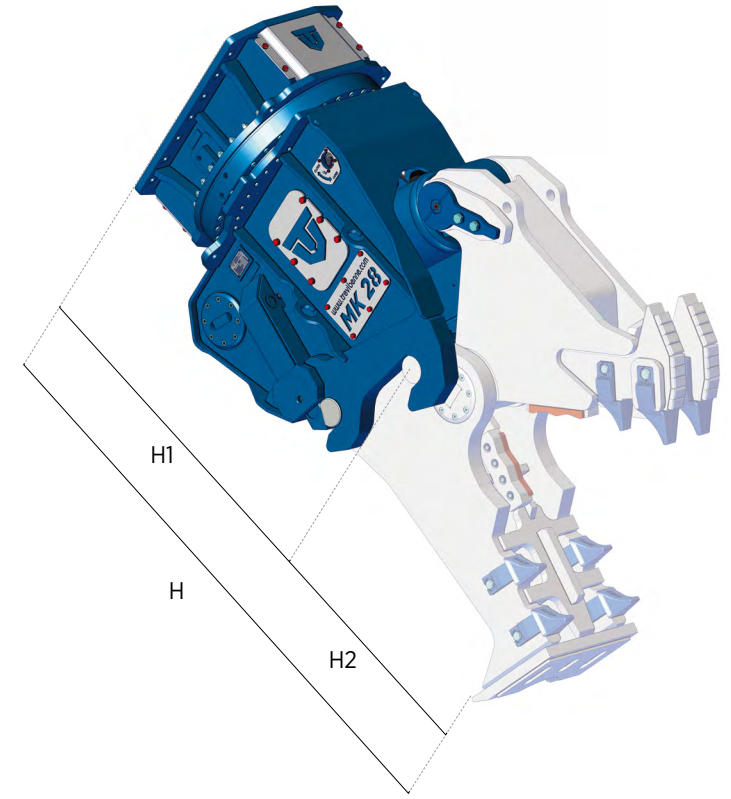
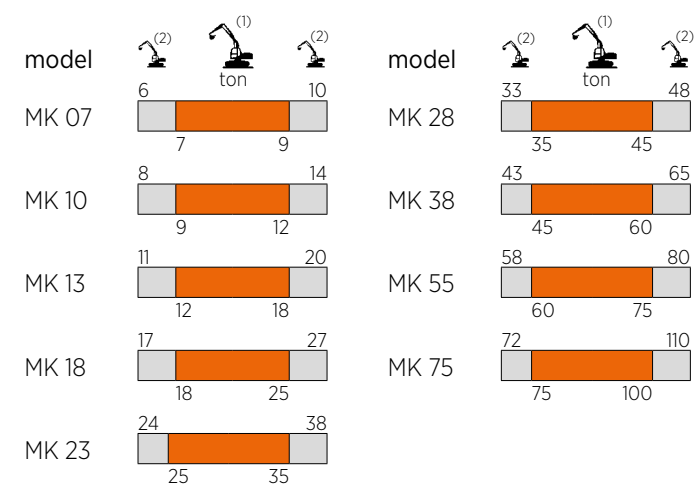
KIT CB		MK 07	MK 10	MK 13	MK 18	MK 23	MK 28	MK 38	MK 55	MK 75
👤	kg.	350	450	585	745	1165	1465	1780	2875	3890
A	mm.	495	580	640	760	830	840	950	1015	1160
B	mm.	560	560	700	745	780	810	920	1070	1180
C	mm.	90	100	100	125	135	145	145	200	210
D	mm.	250	290	310	330	370	400	410	510	610
🔧	mm.	250	350	400	415	480	500	500	575	640
H2	mm.	700	800	920	930	1080	1100	1225	1410	1640
🌀	mm.	25	30	35	40	45	50	55	70	85
🏠	mm.	/	/	/	/	/	/	/	/	/
🏠	mm.	/	/	/	/	/	/	/	/	/
➡	mm.	/	/	/	/	/	/	/	/	/

*Dostępne na zamówienie / *Available on request

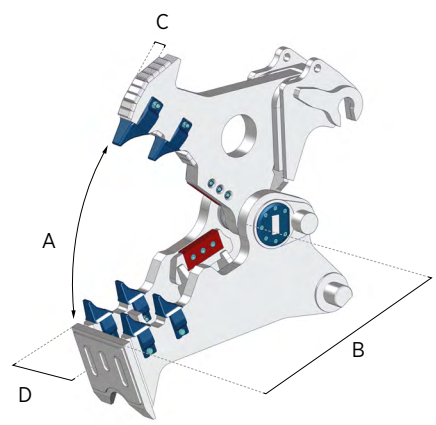


SERIA MK

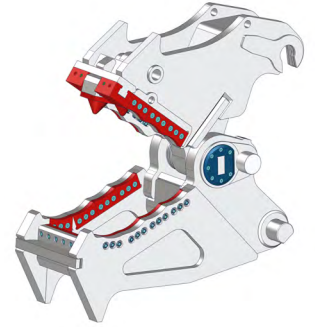
- MULTIPROCESSORY AUTOMATYCZNE
- MULTI KIT PULVERIZER



KIT HC		MK 07	MK 10	MK 13	MK 18	MK 23	MK 28	MK 38	MK 55	MK 75
👤	kg.	250	435	575	685	1055	1415	1805	2865	3715
A	mm.	535	600	680	745	845	850	905	1175	1180
B	mm.	490	610	710	695	770	810	900	1190	1290
C	mm.	90	100	100	125	125	145	145	200	210
D	mm.	240	300	300	340	390	430	460	600	640
🔧	mm.	125	150	200	175	240	230	230	290	320
H2	mm.	690	810	925	880	1040	1100	1220	1495	1455
🌀	∅ max	mm.	20	25	30	35	40	45	50	60
🏠	IPN max	mm.	/	/	/	/	/	/	/	/
🏠	HEA max	mm.	/	/	/	/	/	/	/	/
➡	max	mm.	/	/	/	/	/	/	/	/



KIT CH		MK 07	MK 10	MK 13	MK 18	MK 23	MK 28	MK 38	MK 55	MK 75
👤	kg.	225	380	610	745	1130	1620	*	*	*
A	mm.	310	390	445	500	565	590	*	*	*
B	mm.	420	470	580	620	665	730	*	*	*
C	mm.	160	185	235	255	335	380	*	*	*
D	mm.	275	320	335	355	455	530	*	*	*
🔧	mm.	340	400	530	510	530	590	*	*	*
H2	mm.	650	755	900	945	1060	1150	*	*	*
🌀	∅ max	mm.	30	35	40	45	50	*	*	*
🏠	IPN max	mm.	/	/	/	/	/	/	/	/
🏠	HEA max	mm.	/	/	/	/	/	/	/	/
➡	max	mm.	/	/	/	/	/	/	/	/



(1) Optymalna kombinacja koparka - osprzęt
Optimum excavator - equipment combination


(2) Możliwa kombinacja koparka - osprzęt
Possible excavator - equipment combination



		MK 07 *	MK 10 *	MK 13 *	MK 18	MK 23	MK 28	MK 38	MK 55	MK 75
👤 body	kg.	410	570	795	1225	1465	2020	2180	3550	4920
H1	mm.	810	1000	1055	1220	1330	1375	1375	1580	1710
♀️ max	bar	320	320	350	350	350	350	350	350	350
🔧	l/min.	80 / 100	150 / 200	180 / 250	180 / 250	200 / 300	250 / 350	300 / 400	400 / 500	400 / 500
♀️ max	bar	140	140	140	140	140	140	140	140	140
🔧	l/min.	5	15 / 30**	15 / 30**	20 / 40**	20 / 40**	25 / 50**	25 / 50**	25 / 50**	70**
🔧		/	/	/	/	/	/	/	✓	✓

*Wersja mechaniczna / *Mechanical version
**Dwa silniki obrotu / **Double motor
H = H1 + H2

KIT CL		MK 07	MK 10	MK 13	MK 18	MK 23	MK 28	MK 38	MK 55	MK 75
👤	kg.	*	*	*	560	1000	1420	1910	2995	*
A	mm.	*	*	*	260	320	340	390	430	*
B	mm.	*	*	*	360	445	515	560	650	*
C	mm.	*	*	*	115	145	155	165	185	*
D	mm.	*	*	*	310	390	440	480	560	*
🔧	mm.	*	*	*	320	400	420	480	560	*
H2	mm.	*	*	*	505	640	755	760	880	*
🌀	∅ max	mm.	/	/	/	/	/	/	/	/
🏠	IPN max	mm.	/	/	/	/	/	/	/	/
🏠	HEA max	mm.	/	/	/	/	/	/	/	/
➡	max	mm.	*	*	*	10	12	14	16	18



*Dostępne na żądanie / *Available on request